



inClusion of Refugee
ChiLdren in Education

Play and Learn



Co-funded by the
Erasmus+ Programme
of the European Union



Project Partners:



Co-funded by the
Erasmus+ Programme
of the European Union

The European Commission support for the production of this publication does not constitute an endorsement of the contents which reflects the views only of the authors, and the Commission cannot be held responsible for any use which may be made of the information contained therein.



Authors:

Silvia Caturegli
Christina Nassou
Tania Claros Pérez
Chariklia Tsirigoti
Bianca Rum
Maria Vafiadou
Julia Fernández Valdés

Coordination:

Panagiota Kokoliou
Christina Nassou
Maria Korbila

Edited by:

Christina Nassou

Design and layout:

Maria Korbila

**Accreditation for the images used
in this educational resource:**

www.freepik.com
www.dreastime.com
www.shutterstock.com
www.supercoloring.com

All original images licensed under
Creative Commons — Attribution 4.0 International — CC BY 4.0



CONTENTS

TIPS FOR THE ENTRY INTERVIEW WITH NEWLY ARRIVED STUDENTS AND THEIR FAMILIES.....	6
---	----------

LOGIC AND ARITHMETIC

1) Connect the dots from 1 to 52 to draw the picture.....	8
2) Connect the dots from 1 to 100 to draw the picture.....	9
3) Do the math.....	10
4) Do the math and colour the picture.....	11
5) Do the math and colour the picture.....	12
6) Continue the sequence.....	13
7) Complete the sequence.....	13
8) Count the shapes.....	14
9) Complete the sequence.....	15
10) Draw the images in the table.....	16

ORIENTATION IN THE SPACE

1) Take the dog to the doghouse.....	17
2) Help the little mouse to reach the cheese.....	18
3) Colour the objects to the right of the line RED and the objects to the left of the line BLUE.....	19
4) Colour only the fishes that go to the left.....	20
5) Draw a heart in the right square and a flower in the left.....	27
6) Write the cardinal points in the wind rose.....	21
7) Draw.....	22



GENERIC SCIENCES

1) Put the pictures in order.....	23
2) Connect the pictures.....	25
3) Draw the clock hands.....	26
4) What time is it?.....	26
5) Colour the living things.....	27
6) Colour the non living things.....	28
7) Insert the words in the picture.....	29

ELEMENTS OF ENGLISH

1) Colour the balloons.....	30
2) Write the names of the animals.....	30
3) Match.....	32
4) Match.....	33
5) Complete.....	33

COMMUNICATION AND SOCIAL SKILLS.....34



Tips for the entry interview with newly arrived students and their families

Date _____

School _____ Class _____

Name and surname of the student _____

Place / country and date of birth _____

1. Schools attended before now / levels / n. of years

2. Your favourite subject at school and the one you don't like

3. Does anybody in your family help you study?

4. Your teachers will be very caring with you. Will you openly ask them for help if you don't understand something?

5. Do you consider learning host country language as a primary need? If possible, how about attending a language course to speed up learning it?

6. Did you make friends in host country already?



7. What do you do in your spare time?

8. At home, do you usually speak your native language or the host country one?

9. How many children are in your family?

10. Is there anything you or your family want to share with your new school?

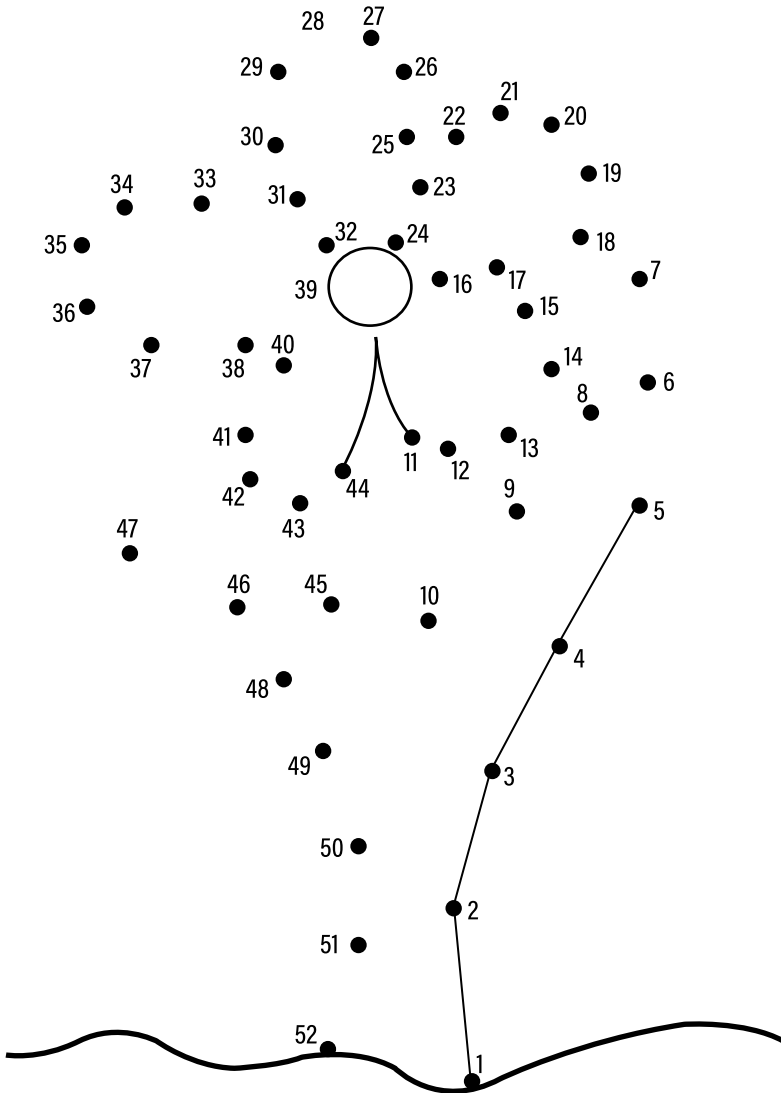
THANK YOU FOR YOUR HELP!





LOGIC AND ARITHMETIC

1) Connect the dots from 1 to 52 to draw the picture

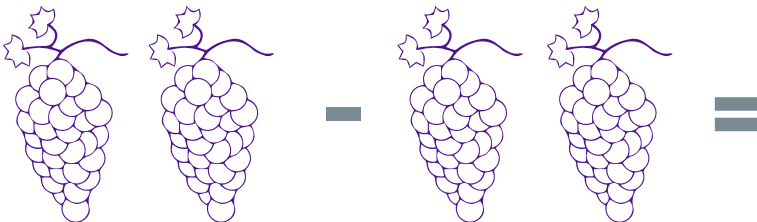


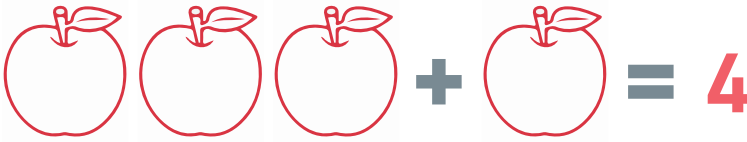




9.

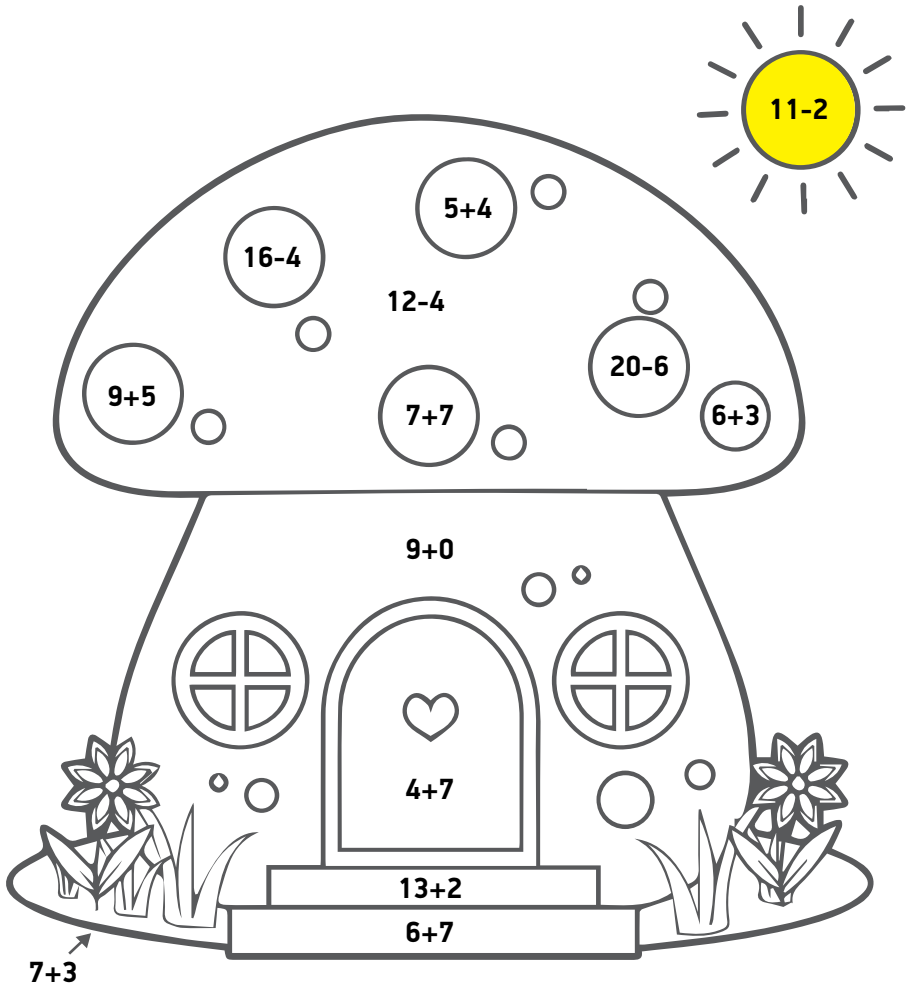


3) Do the math





4) Do the math and colour the picture



8=RED

10=GREEN

12=PINK

14=WHITE

9=YELLOW

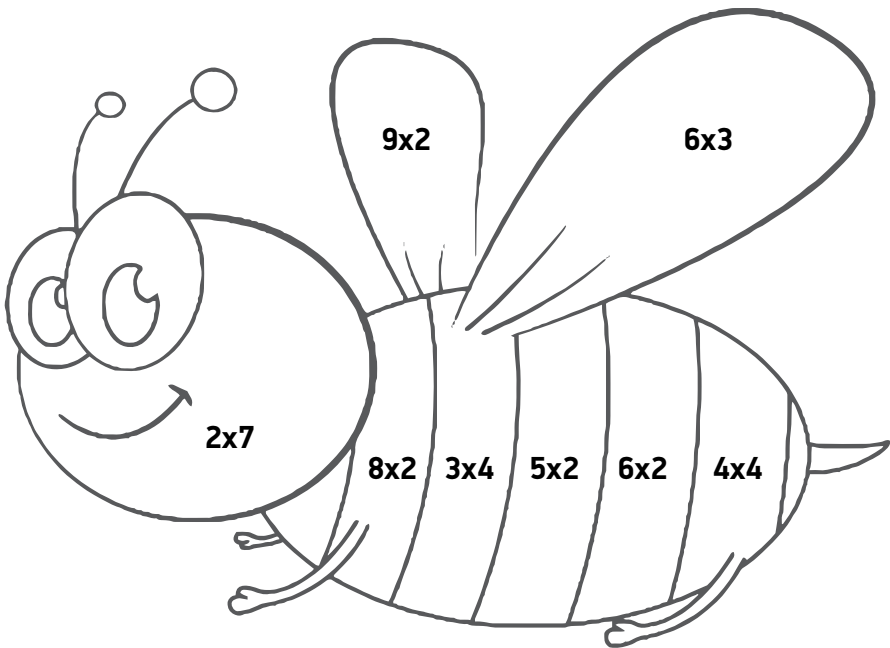
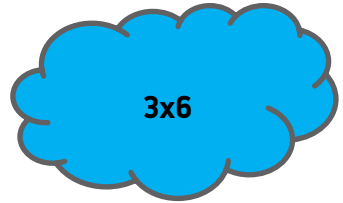
11=BROWN

13=LIGHT BLUE

15=BLUE




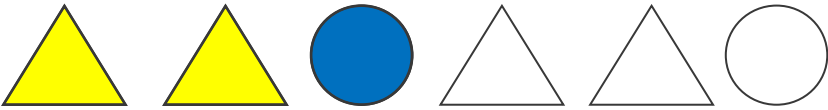
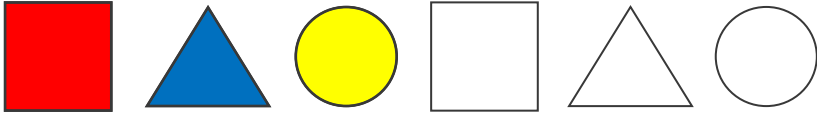
5) Do the math and colour the picture



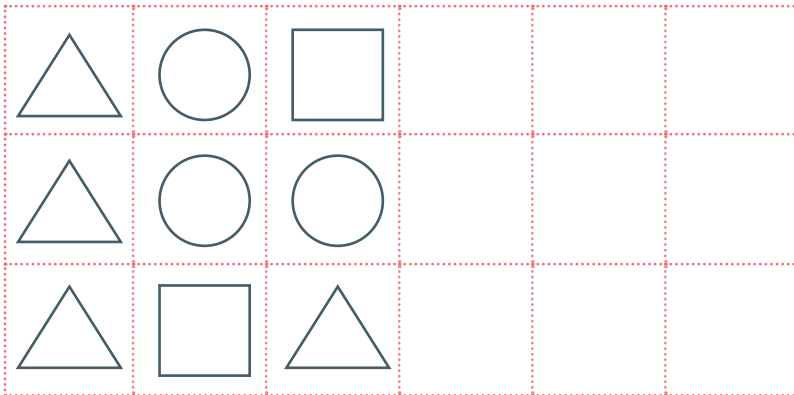
10=BLACK	14=ORANGE	18=LIGHT BLUE
12=YELLOW	16=BROWN	20=BLUE



6) Continue the sequence




7) Complete the sequence





8) Count the shapes



= 4



=



=



9) Complete the sequence

Example:

5	10	15	20	25	30	35	40	45
---	----	----	----	----	----	----	----	----

1								9
---	--	--	--	--	--	--	--	---

10	20			50				90
----	----	--	--	----	--	--	--	----


100				500				900
-----	--	--	--	-----	--	--	--	-----

2	4			10				18
---	---	--	--	----	--	--	--	----

3	6			15				27
---	---	--	--	----	--	--	--	----



10) Draw the images in the table

	A	B	C	D	E	F	G
1							
2							
3							
4							
5							
6							
7							



= A2



= B5



= D7

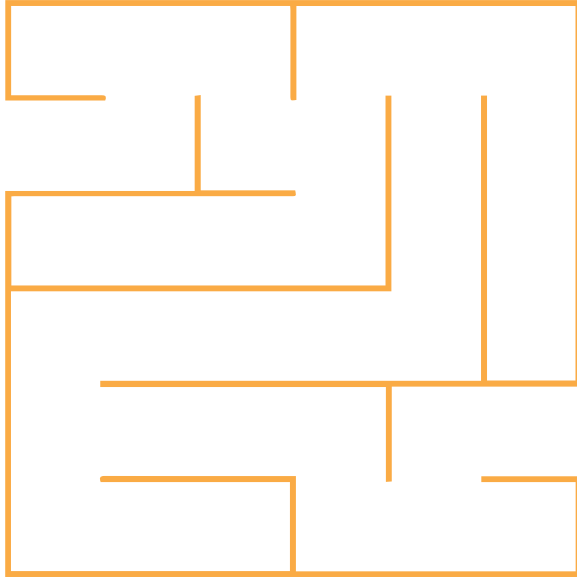



= G3





ORIENTATION IN THE SPACE

1) Take the dog to the doghouse




2) Help the little mouse to reach the cheese






RIGHT OR LEFT?

3) Colour the objects to the right of the line RED and the objects to the left of the line BLUE



4) Colour only the fishes that go to the left



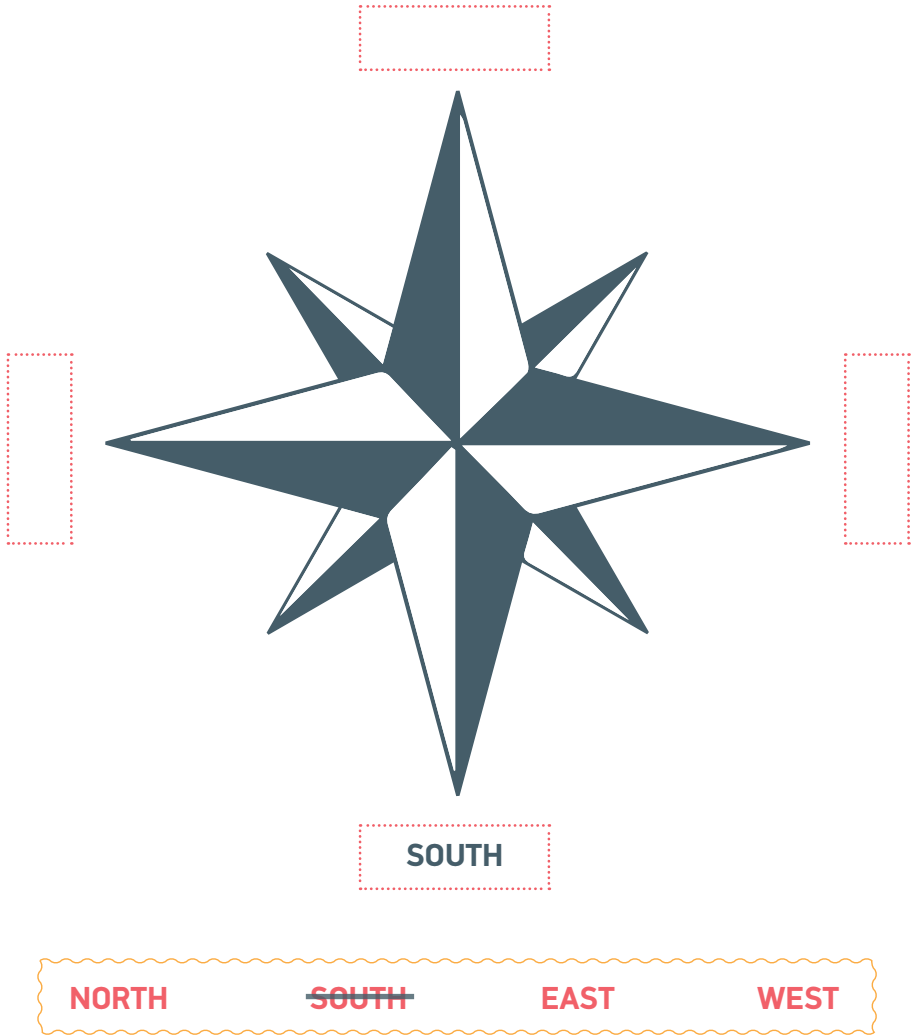
5) Draw a heart in the right square and a flower in the left square





THE CARDINAL POINTS

6) Write the cardinal points in the wind rose



7) Draw




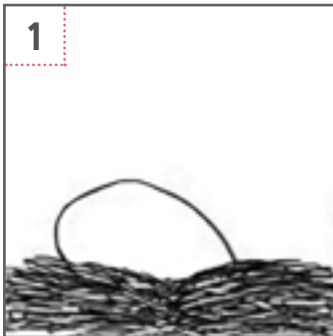

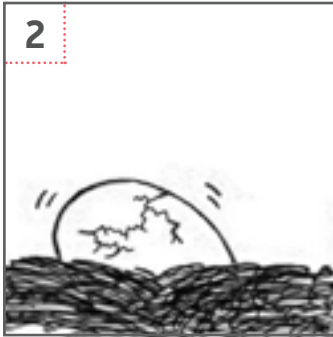
www.supercoloring.com

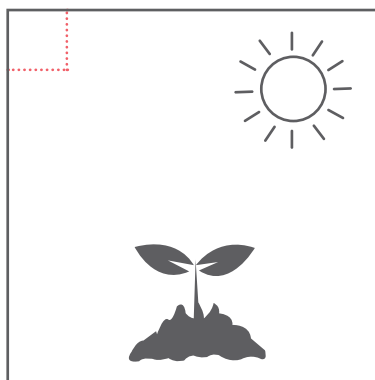



- The sun at the top right.
- A cloud at the top left.
- A ball between the benches.
- A flower to the right of the tree.
- A cat to the left of the tree.
- A butterfly on the tree crown.
- A bird on the left bench.
- A leaf under the right bench.

GENERIC SCIENCES

TEMPORAL ORDER



1) Put the pictures in order



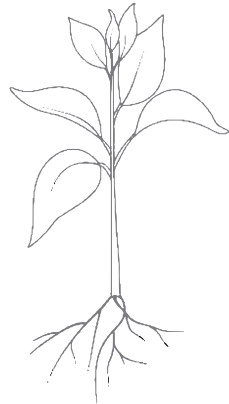



CAUSALITY

2) Connect the pictures



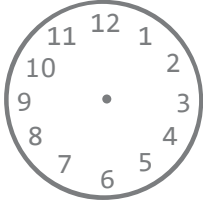
shutterstock: 348405032



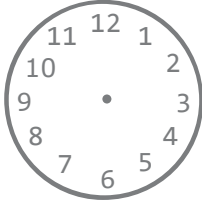


READ THE TIME ON A CLOCK

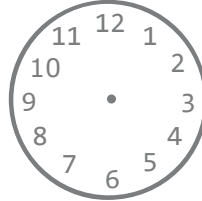
3) Draw the clock hands



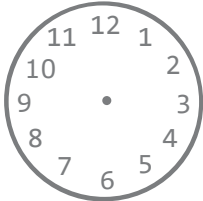
4.00



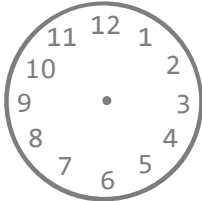
8.30



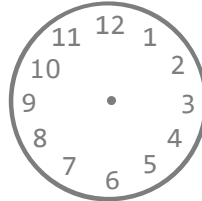
2.45



1.15

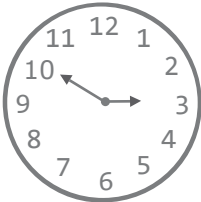


12.30








5.50

4) What time is it?

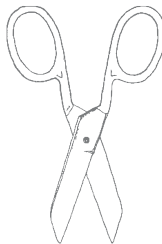





It's ten to three.


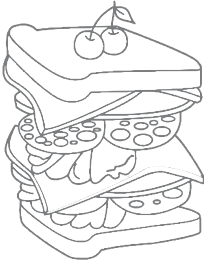




LIVING OR NON LIVING THINGS

5) Colour the living things




6) Colour the non living things





THE LANDSCAPE ELEMENTS

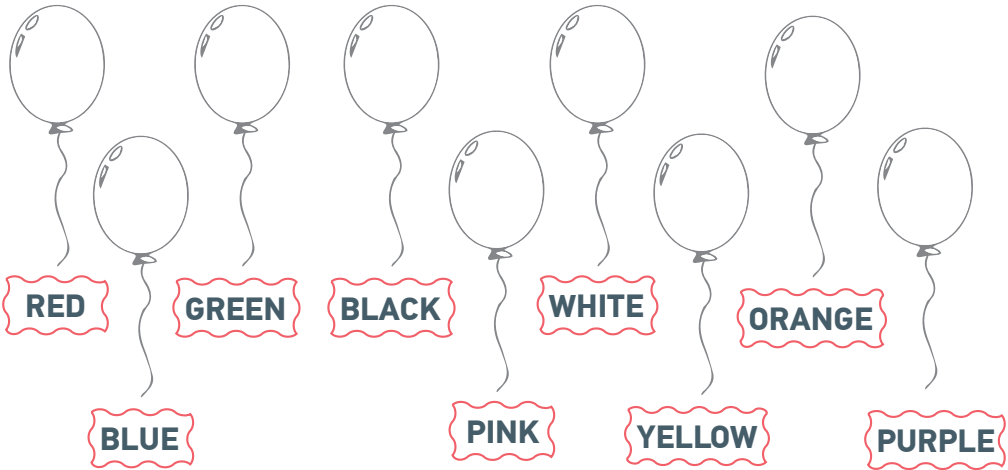
7) Insert the words in the picture





- MOUNTAIN
- RIVER
- TREE
- WATERFALL
- MEADOW
- CLOUD
- SKY



ELEMENTS OF ENGLISH

1) Colour the balloons



2) Write the names of the animals





3) Match



ONE




SIX



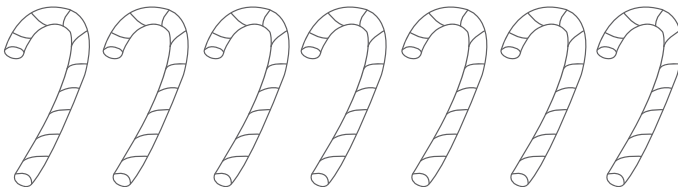
TWO



THREE




SEVEN



FIVE

4) Match



MOTHER

GRANDFATHER

SON

DAUGHTER

FATHER

GRANDMOTHER

5) Complete

MONDAY

THURSDAY

SATURDAY



COMMUNICATION AND SOCIAL SKILLS

	Advanced Level	Intermediate level	Basic Level
Attention	The student stays focused and completes the tasks in a reasonable time frame.	The student stays focused with minor delays in filling out the items and completing the tasks.	The student does not stay steadily focused on the tasks and delays filling out the items and completing the tasks.
Initiation	The student asks for help and guidance effortlessly.	The student asks for help and guidance putting in a lot of effort.	The student does not ask for help or guidance on his/her own .
Communication	The student uses language for different functions and has strong communication skills. The student uses the host country's language in some situations in a relevant way.	The student uses language for different functions and has some communication skills. The student uses the host country's language in few situations and not always in a relevant way.	The student uses language for specific functions and does not put his/her communication skills in practice. The student does not use the host country's language in any situation.



Basic Rules and Conventions	Knows the basic rules of coexistence and puts them in practice in all situations (kindness, "please and thank you", avoids insults etc.).	Knows the basic rules of coexistence and puts them in practice discontinuously (kindness, "please and thank you", avoids insults etc.).	Knows some of the basic rules of coexistence and puts them in practice in limited situations (kindness, "please and thank you", avoids insults etc.).

1) Did you observe any of the following while the student was completing the questionnaire?

- Student completed the questionnaire effortlessly, needing no help
- Student did not ask for help and delayed filling out a section or more sections
- Student did not ask for help and did not fill all sections of the questionnaire

2) Did you observe any of the following while the student was asked to fill in information about his/her self?

- Student was familiar with all information requested
- Student was not familiar with the information requested but asked for help
- Student was not familiar with the information requested and did not ask for help



3) Did you observe any of the following while the student was asked to complete the exercises?

- ☐ Student completed the majority of the exercises effortlessly
- ☐ Student completed the exercises with delays
- ☐ Student completed some of the exercises with significant delays

4) Which language did the student use to communicate with the educator?

- ☐ Native language
- ☐ Host country language
- ☐ English
- ☐ Other _____

5) Did you observe any of the following while the student was completing the questionnaire and the exercises of the diagnostic tool?

- ☐ The student avoids eye contact and looks stressed and nervous
- ☐ The student looks timid
- ☐ The student looks comfortable



Educator's notes on the student:

[illegible]

inClusion of Refugee
ChiLdren in Education



Play and Learn



circle-project.eu



Co-funded by the
Erasmus+ Programme
of the European Union

The European Commission support for the production of this publication does not constitute an endorsement of the contents which reflects the views only of the authors, and the Commission cannot be held responsible for any use which may be made of the information contained therein.